





## PRODUCT DESCRIPTION

AzoGrout 551 Fast Foam features a 20-second gel time, making it ideal for situations requiring rapid reactions. Its quick cure time ensures the resin expands and cures before traveling too far. 551 FF is great for filling voids where pipes enter and exit concrete structures. The product also has soil stabilization properties and prevents washout while diverting water away from the area.

When combined with Azo-Nate 300, 551 Fast Foam can expand to up to 1,000% of the its original volume.

## PROPERTY OVERVIEW

Viscosity	
Gel Time	
Tensile Strength	
Elongation	
Flash Point	> 200°F / 93°C
Color	Clear
Shelf Life	1 Year
Sizes Available	5 gallons

## PRODUCT APPLICATIONS



### Void Filling and Slab Lifting

- Fill voids around pipes in concrete structures
- Lift sinking pavement by filling voids under it
- Reinforcing concrete floor slabs
- Fill large cavities in soil

### Underground Waterstop

- Curtain wall grouting for subterranean leak repair
- Concrete dams and powerhouse galleys

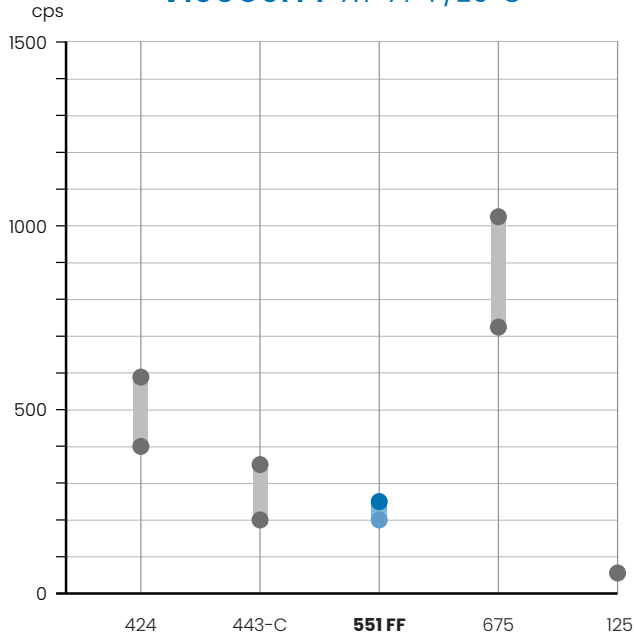
### Soil Stabilization

- Shoring excavation sites
- Lifting concrete slabs, floors, driveways, and roads

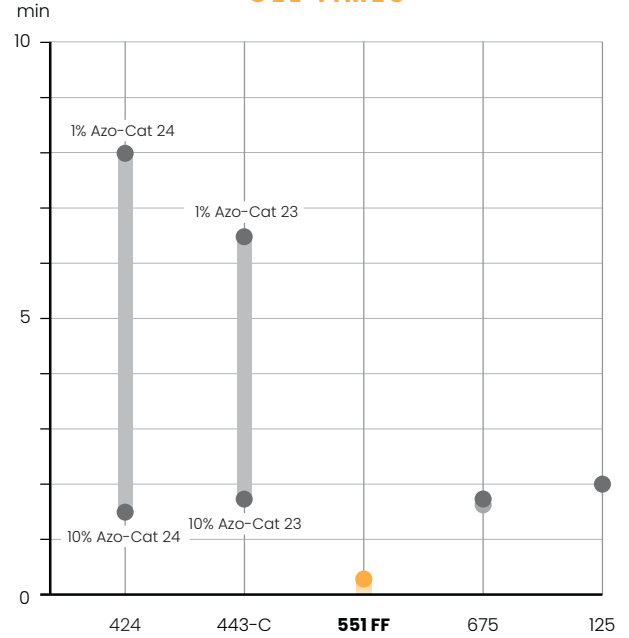


**PROPERTIES OF AZO-GROUT 551**

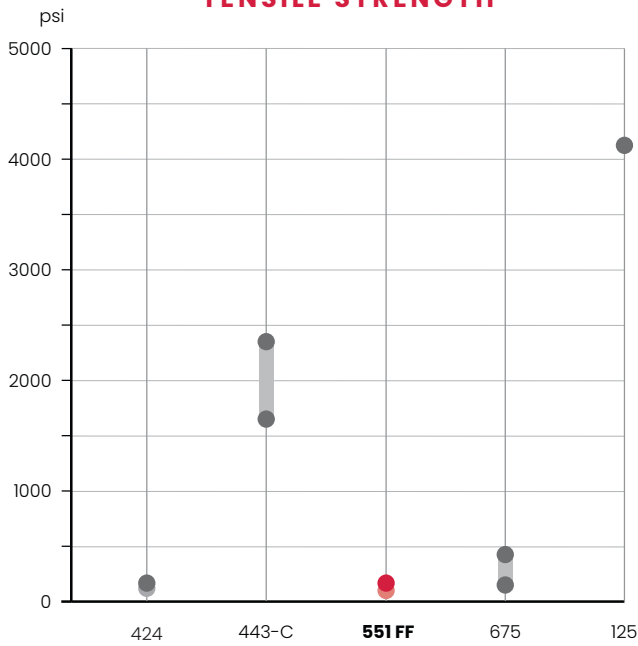
**VISCOSITY AT 77°F/25°C**



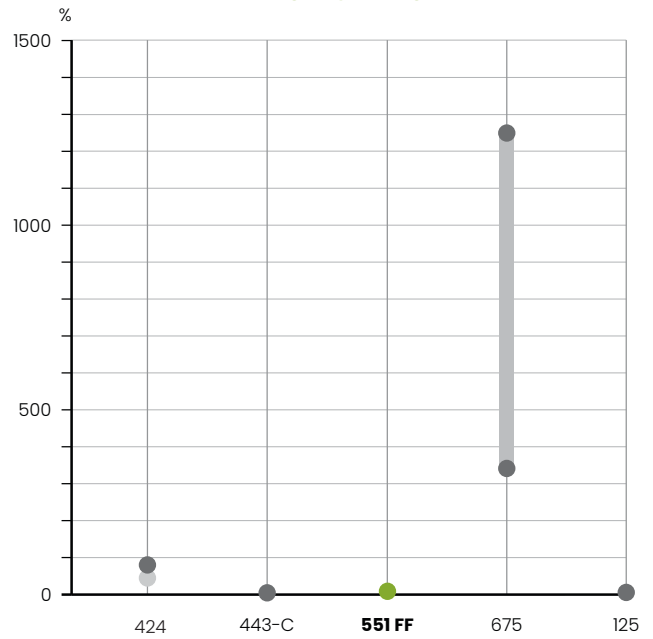
**GEL TIMES**



**TENSILE STRENGTH**



**ELONGATION**



**TABLE 1: PHYSICAL PROPERTIES OF MATERIALS (UNCURED)**

Property	Azo Grout 551 FF	Azo-Nate 300	Test Method
Color	Clear	Brown	Visual
Specific Gravity	1.04 - 1.05	1.23 - 1.24	ASTM D891
Viscosity at 77 °F (25 °C)	185 - 235 cps	150 - 270 cps	ASTM D4878
Storage Stability	1 Year	1 Year	
Solids	100 %	100 %	
Corrosiveness	Non-Corrosive	Non-Corrosive	
Flash Point	> 200 °F (93 °C)	390 °F (199 °C)	
Hazard Class	N/A	9	

**TABLE 2: PHYSICAL PROPERTIES OF MATERIALS (CURED)**

Property	Azo Grout 551 FF	Test Method
Shrinkage by Volume	0 %	In-House
Toxicity	Non-Toxic	ASTM D1621
Compression Strength	80 - 90 psi at 10% Deformation	
Free-Rise Density	5.5 - 6.5 lbs/ft <sup>3</sup> (g/cc)	

## HOW TO USE

### GROUT PREPERATION

Perform a pre-blend of the AzoGrout 551 Fast Foam with Azo-Nate 300 to ensure the desired gel time meets the requirements for a particular application. Temperature of the components, the air, and the soil influence curing. Warmer temperatures speed reaction times.

### SITE PREPERATION

#### Steps:

1. In pipe penetration areas, place the cartidge nozzle between the pipe and the concrete, then inject. The material will expand filling the gap and curing into a rigid foam.

*Note:* Depending on the size of the job, drill holes at predetermined intervals, and inject the grout through the holes to fill the void.

### APPLICATION METHOD

Use a multi-component pump to mix 100 parts by volume of Azo-Grout 551 FF to 100 parts by volume of Azo-Nate 300.

After the injection is completed, flush the pump and all mechanical components with Azo-Purge MP2 to remove any residual grout.

### PRECAUTIONS

This material is intended to be used by trained professionals with the proper equipment. The following safety measures are recommended:

- Wear protective gloves, clothing, goggles, hearing protection for noise reduction, and hard hats for falling debris.
- Do not eat, drink, or smoke while in active contact with these materials.
- Avoid skin contact.
- Wash hands thoroughly with soap and cool water. Never wash the skin with a solvent.
- Anyone experiencing difficulty breathing when working with these materials or showing an allergic reaction should seek fresh air immediately and consult a physician if symptoms persist.

**TABLE 3: PROCESSING CHARACTERISTICS OF MATERIALS**

Property	Azo Grout 551	Azo-Nate 300	Value
Mix Ratio by Volume	100	100	by volume
Mix Ratio by Weight	100	116.7	by weight
Gel Time	17-19		seconds

## MATERIAL STORAGE

Open containers of material should be used quickly to avoid moisture contamination. If a container needs to be resealed, it should be blanketed with nitrogen or dry air (less than -40 °F dew point) to minimize water exposure. All spills of AzoGrout 551 FF should be cleaned up by absorbing the grout into an inert material and then transferring the mixture to an open top drum. Drums should not be sealed for 24 hours. Dispose of waste material in accordance with state and local regulations. Refer to the Safety Data Sheets (SDS) for further information.

## PACKAGING

AzoGrout 551 FF is available in 5 and 55-gallon drums at (463 pounds). Azo-Nate 300 is also available in 5 and 55-gallon drums (550 pounds).

**WARRANTY:** The information contained in this document is to assist customers in determining whether our products are suitable for their applications. Our products are intended for sale to industrial and commercial customers. The customer must inspect and test our products before use, and satisfy themselves as to the contents and suitability. Nothing herein shall constitute a warranty, expressed or implied, including any warranty of merchantability or fitness, nor is protection from any law or patent to be inferred. All patent rights are reserved. The exclusive remedy for all proven claims is replacement of our materials, and in no event shall we be liable for special, incidental, or consequential damages.

**Azon USA, Inc.**  
2204 Ravine Rd.  
Kalamazoo, MI 49004  
269.385.5942  
[azogrout.com](http://azogrout.com)