





PRODUCT DESCRIPTION

AzoGrout 551 is a two-part, low-viscosity, polyurethane injection material used for void filling and slab lifting. When it reacts with Azo-Nate 300, it can expand up to 10 times its size and becomes a rigid, closed-cell, 6 pcf (pounds per cubic foot) foam. This product is used as an effective stabilizer in water-bearing soils and can lift sunken floors, slabs, and roadways. Due to the low viscosity of this material, it is easy to inject and seeps into empty spaces and can then expand to 1000 percent of the original mix volume. AzoGrout 551 and Azo-Nate 300 contain no solvents or volatile materials.

PROPERTY OVERVIEW

Viscosity	
Gel Time	
Tensile Strength	
Elongation	
Flash Point	> 200°F / 93°C
Color	Clear
Shelf Life	1 Year
Sizes Available	• 55 gallon

PRODUCT APPLICATIONS



Soil Stabilization

- Shoring Excavation Sites
- Fortifying helicopter pads
- Fortifying sand traps
- Void Filling
- Sink Holes

Underground Waterstop

- Curtain wall grouting for subterranean leak repair
- Concrete dams and powerhouse galleys

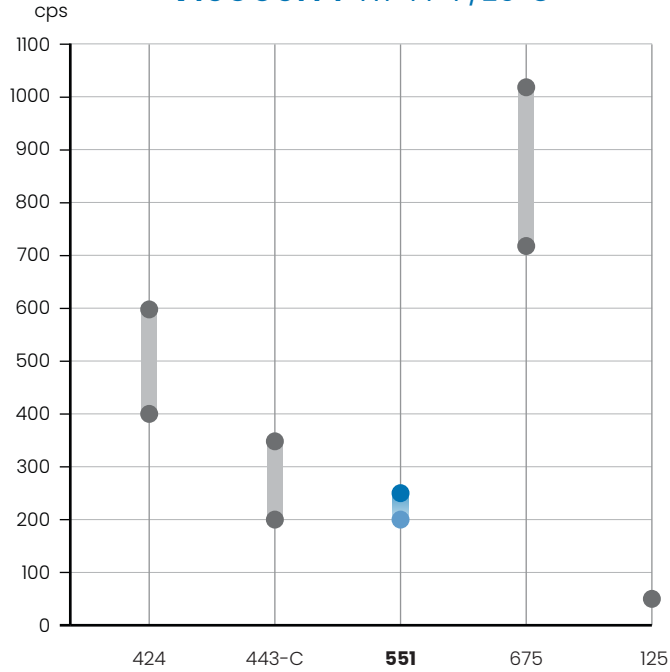
Void Filling and Slab Lifting

- Sidewalk repair
- Lifting concrete slabs, floors, driveways, and roads

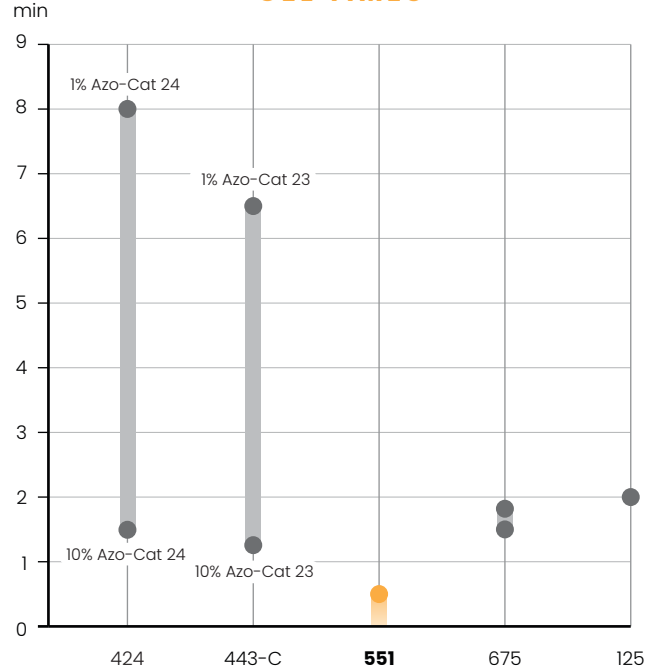


PROPERTIES OF AZO-GROUT 551

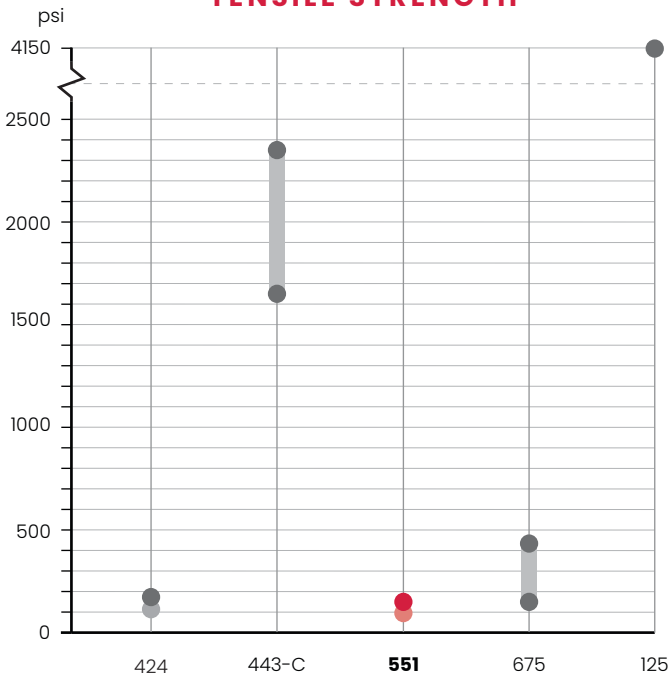
VISCOSITY AT 77°F/25°C



GEL TIMES



TENSILE STRENGTH



ELONGATION

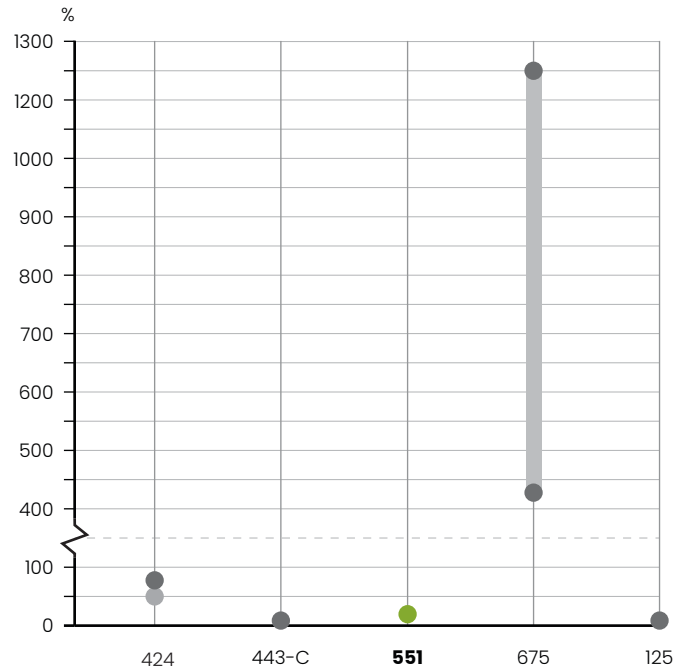


TABLE 1: PHYSICAL PROPERTIES OF MATERIALS (UNCURED)

Property	Azo Grout 551	Azo-Nate 300	Test Method
Color	Clear	Brown	Visual
Specific Gravity	1.04 - 1.05	1.22 - 1.24	ASTM D891
Viscosity at 77 °F (25 °C)	185 - 235 cps	175 - 225 cps	ASTM D4878
Storage Stability	1 Year	1 Year	
Solids	100 %	100 %	
Corrosiveness	Non-Corrosive	Non-Corrosive	
Flash Point	> 200 °F (93 °C)	390 °F (199 °C)	
Hazard Class	N/A	9	

TABLE 2: PHYSICAL PROPERTIES OF MATERIALS (CURED)

Property	Azo Grout 551	Test Method
Shrinkage by Volume	0 %	In-House
Toxicity	Non-Toxic	ASTM D1621
Compression Strength	80 - 90 psi at 10% Deformation	
Free-Rise Density	5.5 - 6.5 lbs/ft ³ (g/cc)	

HOW TO USE

GROUT PREPERATION

The gel time can vary based on a number of factors, including the temperature of the materials and the pH of the soil. You can run a small test batch in paper cups by mixing equal parts AzoGrout 551 with Azo-Nate to determine approximate reaction time.

SITE PREPERATION

Steps:

- To stabilize soil, sand, loam or clay under concrete, drill holes through the concrete and inject the grout. This applies to applications such as tunnels, bridge footings, or utility shafts and dams.

Note: Depending on the size of the job, drill holes at predetermined intervals, and inject the grout through the holes to fill the void.

APPLICATION METHOD

Use a multi-component pump to mix 100 parts by volume of Azo-Grout 551 to 100 parts by volume of Azo-Nate 300.

After the injection is completed, flush the pump and all mechanical components with Azo-Purge MP2 to remove any residual grout.

PRECAUTIONS

This material is intended to be used by trained professionals with the proper equipment. The following safety measures are recommended:

- Wear protective gloves, clothing, goggles, hearing protection for noise reduction, and hard hats for falling debris.
- Do not eat, drink, or smoke while in active contact with these materials.
- Avoid skin contact.
- Wash hands thoroughly with soap and cool water. Never wash the skin with a solvent.
- Anyone experiencing difficulty breathing when working with these materials or showing an allergic reaction should seek fresh air immediately and consult a physician if symptoms persist.

TABLE 3: PROCESSING CHARACTERISTICS OF MATERIALS

Property	Azo Grout 551	Azo-Nate 300	Value
Mix Ratio by Volume	100	100	
Mix Ratio by Weight	100	116.7	
Pot Life at 68°F (20 °C)			1 - 2 min (60 - 120 s)

MATERIAL STORAGE

Open containers of material should be used quickly to avoid moisture contamination. If a container needs to be resealed, it should be blanketed with nitrogen or dry air (less than -40 °F dew point) to minimize water exposure. All spills of AzoGrout 551 should be cleaned up by absorbing the grout into an inert material and then transferring the mixture to an open top drum. Drums should not be sealed for 24 hours. Dispose of waste material in accordance with state and local regulations. Refer to the Safety Data Sheets (SDS) for further information.

PACKAGING

AzoGrout 551 is available in 55-gallon drums at (463 pounds). Azo-Nate 300 is also available in 55-gallon drums (550 pounds).

WARRANTY: The information contained in this document is to assist customers in determining whether our products are suitable for their applications. Our products are intended for sale to industrial and commercial customers. The customer must inspect and test our products before use, and satisfy themselves as to the contents and suitability. Nothing herein shall constitute a warranty, expressed or implied, including any warranty of merchantability or fitness, nor is protection from any law or patent to be inferred. All patent rights are reserved. The exclusive remedy for all proven claims is replacement of our materials, and in no event shall we be liable for special, incidental, or consequential damages.

Azon USA, Inc.
2204 Ravine Rd.
Kalamazoo, MI 49004
269.385.5942
azogrout.com