





PRODUCT DESCRIPTION

AzoGrout 125 Floor-Fix is a low-viscosity, two-part polyurethane formula suitable for sealing fine cracks in concrete. The low-viscosity material seeps into cracks and bonds tightly with concrete and cures to a rigid, durable resin. Sand can be mixed with Floor-Fix to repair larger cracks and spalled, “pop out,” concrete floors. Floor-Fix cures very quickly, generally in less than 2 minutes. It is tack-free in less than 20 minutes, which means minimal down time in the repair area.

PROPERTY OVERVIEW

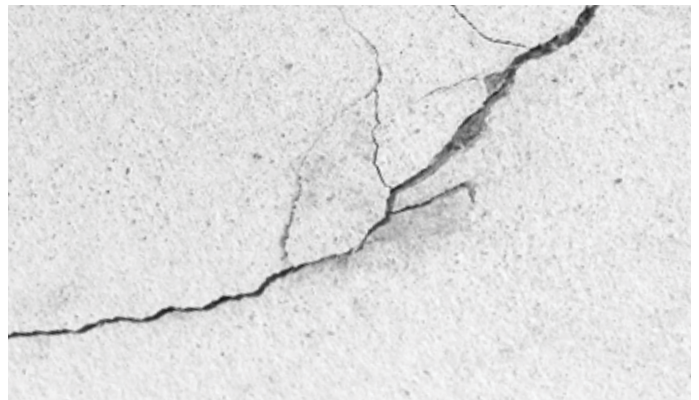
Viscosity	
Gel Time	
Tensile Strength	
Elongation	
Flash Point	Part A: 409 °F (208 °C) Part B: 262 °F (128 °C)
Color	Part A: Amber Part B: Black
Shelf Life	1 Year
Sizes Available	<ul style="list-style-type: none">• 1-gallon cans• 5-gallon pails

PRODUCT APPLICATIONS



Concrete Floor Repair

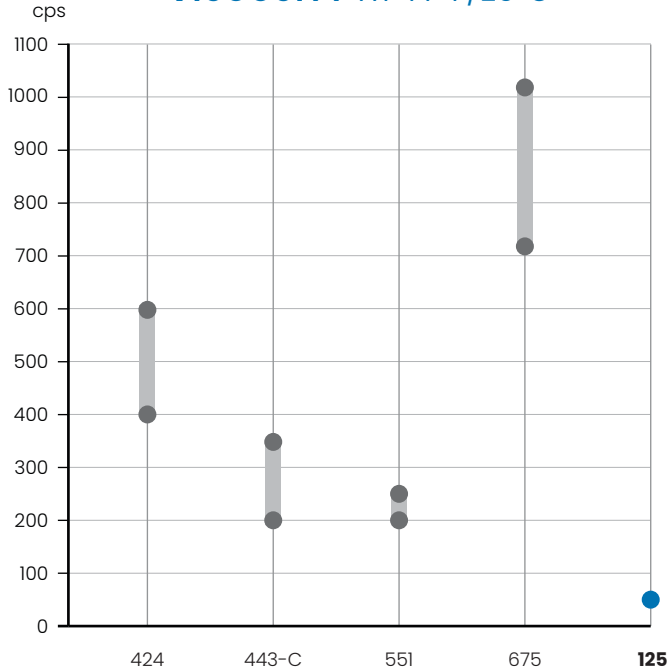
- Repairs hairline cracks
- Repairs spalls and honeycombing
- Repairs larger cracks with the addition of silica sand



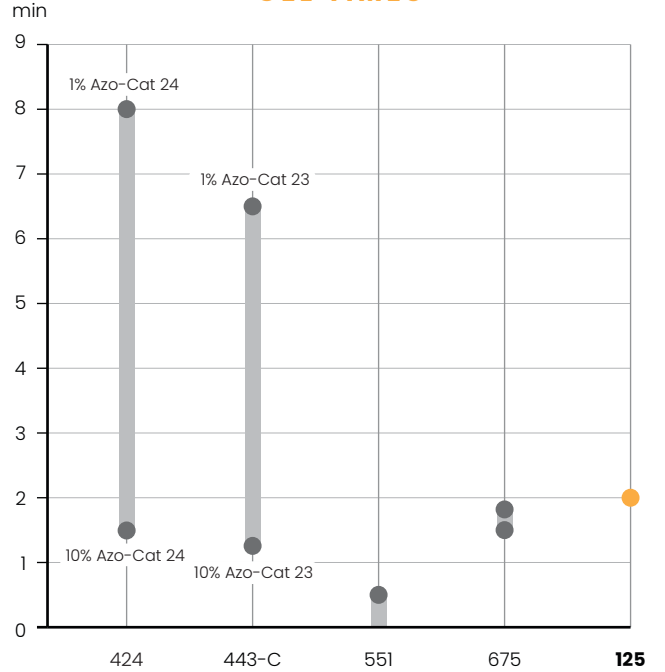
Azon USA, Inc.
2204 Ravine Rd.
Kalamazoo, MI 49004
269.385.5942
azogrout.com

PROPERTIES OF AZO-GROUT 125 FLOOR-FIX

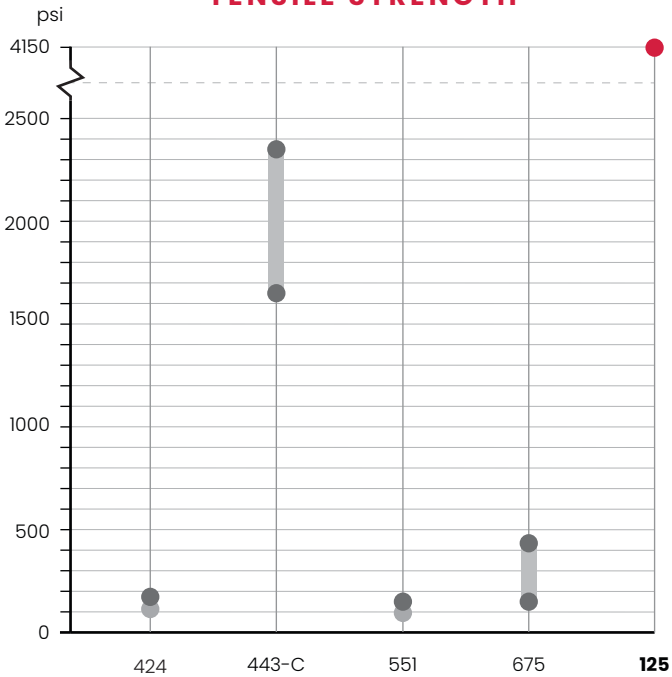
VISCOSITY AT 77°F/25°C



GEL TIMES



TENSILE STRENGTH



ELONGATION

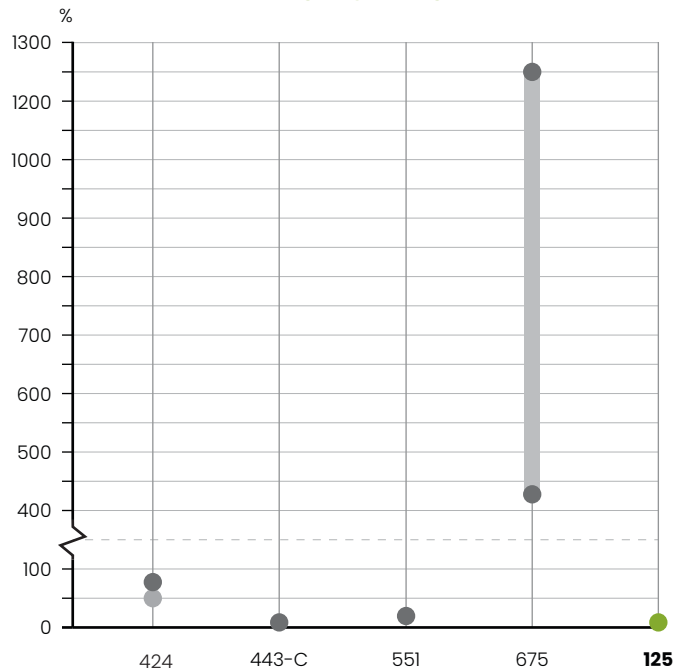


TABLE 1: PHYSICAL PROPERTIES OF AZOGROUT 125 FLOOR-FIX (UNCURED)

Property	Floor-Fix Part A	Floor-Fix Part B	Test Method
Color	Amber	Black	Visual
Specific Gravity	1.127	1.017	ASTM D891
Viscosity at 77 °F (25 °C)	45 - 65 cps	70 - 100 cps	ASTM D2196
Storage Stability	1 Year	1 Year	
Flash Point	406 °F (208 °C)	262 °F (128 °C)	

TABLE 2: PHYSICAL PROPERTIES OF AZOGROUT 125 FLOOR-FIX (CURED)

Property	Value	Test Method
Density	68.7 (1.1) lbs/ft ³ (g/cc)	
Hardness After 24 Hrs.	70 - 71 Shore D	ASTM D2240
Tensile Strength	5000 (min) psi	ASTM D638
Elongation	5 (min) %	ASTM D638
Die C Tear	234 - 274 pli	ASTM D624
Bond	> 10,000 lbs	ASTM C882

TABLE 3: PROCESSING CHARACTERISTICS OF AZOGROUT 125 FLOOR-FIX

Property	Floor-Fix Part A	Floor-Fix Part B
Mix Ratio by Volume	100	100
Mix Ratio by Weight	110	100
Gel Time at 75-77 °F (24-25 °C)	2 min	
Application Temp	30-115 °F (-1-46 °C)	

TABLE 4: AZOGROUT 125 FLOOR-FIX PROPERTIES AT 10% DEFORMATION

Post-Cure Time	Compressive Strength
60 min	6000 psi

HOW TO USE

SITE PREPERATION

Clean cracks of dust, dirt, oils, and other debris. A diamond blade may be used to prepare cracks and create a clean surface for bonding. Use a wire brush or twisted wire wheel to remove any loose concrete or dirt. Ensure that the concrete is dry to avoid any foaming and expansion of the material.

APPLICATION METHOD

Fine Cracks

Inject Floor-Fix directly into fine cracks using a two-component cartridge. Allow the resin to seep into the crack, topping it off as needed. Keep the material flowing through the mix tube to avoid curing in the tube. The material will be tack free in less than 20 minutes at 75-77 °F (23-25 °C). Use a blade to remove any excess resin. If necessary, the repaired surface may be ground smooth two hours after application.

Large Cracks

For larger cracks, measure equal parts of component A and component B in a dry, clean container. Mix with a metal knife or spatula for 15-20 seconds. The liquid will begin to cure within a few seconds, so only mix as much material as can be used within one minute. Pour the mixture into the crack. Add silica sand into the crack to thicken the resin. Top off the silica with more Floor-Fix, which might require mixing a fresh batch.

Spalls

To repair spalling or honeycombing concrete, measure equal parts of component A and component B. Add silica sand to component B and mix until the sand is completely wet. Then add component A to the sand mixture and continue mixing for 10-15 seconds. Apply the Floor-Fix sand mixture to the repair area and trowel until smooth. Floor-Fix can be “feathered” into an existing concrete surface. The repair area can be ground smooth two hours after the application if necessary.

Clean-Up

Clean all equipment quickly after use. Floor-Fix can be cleaned by rinsing with a solvent such as Azo-Purge MP2.

PRECAUTIONS

As with all chemicals, care should be taken when handling Floor-Fix. Read the Safety Data Sheet (SDS) prior to use, and use the appropriate personal protective equipment (PPE) when handling. Adequate ventilation is recommended. The following safety measures are recommended:

- Wear protective gloves, clothing, and goggles.
- Do not eat, drink, or smoke while in contact with these materials.
- Avoid skin contact.
- Wash hands thoroughly with soap and cool water after handling. Never wash the skin with a solvent.
- Anyone experiencing difficulty breathing when working with these materials or showing signs of an allergic reaction should seek fresh air immediately and consult a physician if symptoms persist.

MATERIAL STORAGE

Open containers of material should be used quickly to avoid moisture contamination. Reseal unused material tightly to minimize water exposure. All Floor-Fix spills should be cleaned up by absorbing the grout into an inert material and transferring it to an open top container. Allow Floor-Fix to react completely before disposing. Dispose of waste material in accordance with state and local regulations.

PACKAGING

AzoGrout 125 Floor-Fix is available in 1-gallon cans (covers 431 in³) and 5-gallon pails (covers 2,361 in³).

The addition of sand to the mixtures will extend the yield of the Floor-Fix.

WARRANTY: The information contained in this document is to assist customers in determining whether our products are suitable for their applications. Our products are intended for sale to industrial and commercial customers. The customer must inspect and test our products before use, and satisfy themselves as to the contents and suitability. Nothing herein shall constitute a warranty, expressed or implied, including any warranty of merchantability or fitness, nor is protection from any law or patent to be inferred. All patent rights are reserved. The exclusive remedy for all proven claims is replacement of our materials, and in no event shall we be liable for special, incidental, or consequential damages.

Azon USA, Inc.
2204 Ravine Rd.
Kalamazoo, MI 49004
269.385.5942
azogROUT.com